

SIGN YOUR GRAIN CONTRACTS ELECTRONICALLY



QUESTIONS? CALL THE SIOUX CENTER MAIN OFFICE FOR ASSISTANCE AT: 712-722-2671

WANT TO DOWNLOAD AND REGISTER YOUR FCS CUSTOMER ACCOUNT?

Go to the app store and search: "Farmers Coop Society".

Download the App with the FCS logo.



Open the App and click "Register" your account. Your FCS account will need a valid email address.

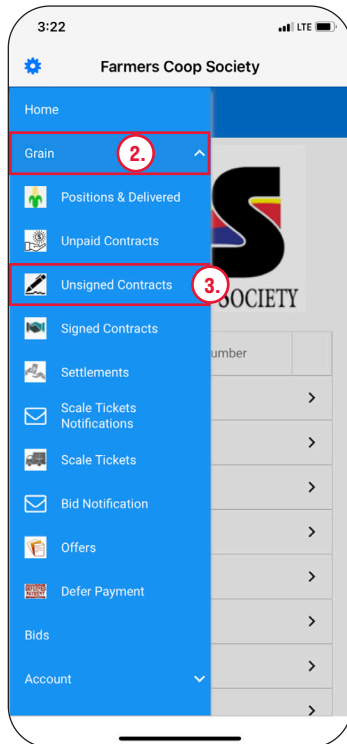
Home Screen:

1. Once in the app, tap the menu button.



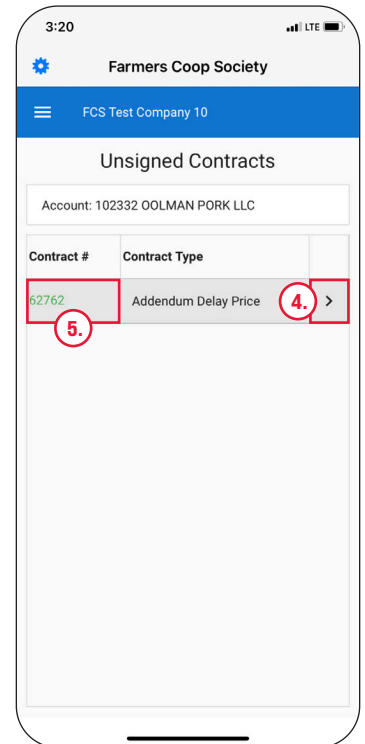
2. Select Grain.

3. Select Unsigned Contracts (this will show all your unsigned FCS grain contracts).



4. To view Contract details, click >

5. To Sign the contract, click on green contract number. This will open the contract in a new box.




SIGN YOUR GRAIN CONTRACTS ELECTRONICALLY




QUESTIONS? CALL THE SIOUX CENTER MAIN OFFICE FOR ASSISTANCE AT: 712-722-2671


6. Tap the signature button (bottom left corner) to begin signing.



7. The signature box will turn tan. Tap the tan signature box at bottom of screen.



8. This opens a white signature box - Sign your signature HERE!



If everything was saved successfully this contract will now appear in the "Signed Contracts" field in the app.

9. Tap save - A message will appear "Signature saved successfully".

10. Tap close.

